



FUNCTIONS



1



2




3



4



5



6

1. EASY SETTING

Configuration of operation modes and function is easy with the use of a control panel with a display and an encoder.

2. LED PICTOGRAMS

Visual signalling (diode pictograms) informs about traffic directions being turned on and turned off within the passage section. A red pictogram informs that the traffic direction is turned off/locked (the device disables a passage of a person); a green pictogram informs that the traffic direction is turned on.

3. WORK MODES

The device enables operation in different modes eg traffic control for both directions of motion or traffic control for any selected direction of movement.

4. PRECISE MEASUREMENT SYSTEM

The device is equipped with an electronic rotor position measurement system that allows the control system to control the work of the lock system.

5. ARM DROP FUNCTION (AN OPTION)

Automatic arm drop function (function in the model of the device with the arm drop module).

6. SUPPORTING ARMS ROTARY MOTION

The mechanism of the device is equipped with mechanical arm rotation aid which helps in easy and smooth passage of a person.

TECHNICAL PARAMETERS

MECHANISMS

Mechanisms are designed for continuous operation. Mechanisms allow 1200 cycles / hour.

MECHANISM [GA2]

Mechanism equipped with:

- mechanical arm support,
- blockade system for the arms,
- precise measurement system for arms position,
- automatic unlocking in case of electrical power failure.

DEFINITIONS OF DEVICES - WITHOUT DROP ARM FUNCTION

Model	Housing finishing
GA2 - STI	INOX/RAL ...
GA2 - S	INOX/RAL ...

DEFINITIONS OF DEVICES - WITH DROP ARM FUNCTION

Model	Housing finishing
GA2 - STI - DA	INOX/RAL ...
GA2 - S - DA	INOX/RAL ...

Samples:

- GA2 - STI - RAL5010 - a GA2-STI turnstile finished with steel color RAL5010.
- GA2 - S - DA - INOX - a GA2-S turnstile with arm drop function finished with steel in grade AISI 304.

ELECTRONIC SYSTEM

- Steering input (0V signal) for each traffic direction individually
- Feedback signal output (0V signal) informing about a passage of a person based on an authorising signal,
- A higher priority input for excluding the section from operation (e.g. from the building management system),
- The highest priority input for clearing/opening the passage section (e.g. from the firefighting system),
- Functions: remembering steering signals during the working cycle, sound signalling, diode signalling, automatic calibration

PARAMETERS

Power supply voltage:	~24 V AC
Maximum power consumption:	75 VA
Minimum power consumption:	2.2 A
Steering signal:	max 0.5 sec
Feedback signal:	0V
Operation temperature:	-20° to +50° C [-4° to 122°F]
Storage temperature:	-30° do +60° C [-22° to 140°F]
Maximum humidity:	10-80%
Operation environment:	inside buildings
IP protection rate:	IP 43
Net weight - MODEL „S“	-60kg [132 lb]
Net weight - MODEL „STI“	-60kg [132 lb]

OPTIONAL EQUIPMENT*

Name	Description
Power supply	Power supply 230/24V
Control panel	Control panel for manual traffic control

* Optional equipment is not included with the device.